



AVALON COLLECTION

Traditional

SERIES OF FINE WOOD CARRIAGE DOORS



AVALON COLLECTION

The Avalon Collection offers plenty of classic panel door designs that can be customized to meet virtually any project need. Crafted from kiln-dried hemlock fir, each Avalon door frame features milled edges and stile and rail joinery for beauty and dependability. Mix and match panel sizes and styles and choose from a variety of window patterns to compliment the surrounding architecture. With Avalon, elegant styling and modern functionality combine to create remarkable curb appeal for years to come.



AV-TF-12L-3BP Features trifold look with beaded panels. 3 sections high.



FEATURES & BENEFITS

Popular Carriage Door Styles

The Avalon Collection is ideal for paint finishes, and is available in swing, trifold and bifold door designs to satisfy many architectural styles.

Standard and Custom Sizes

Whether it's new construction or remodeling, Avalon is available in standard or custom sizes for single and double car applications.

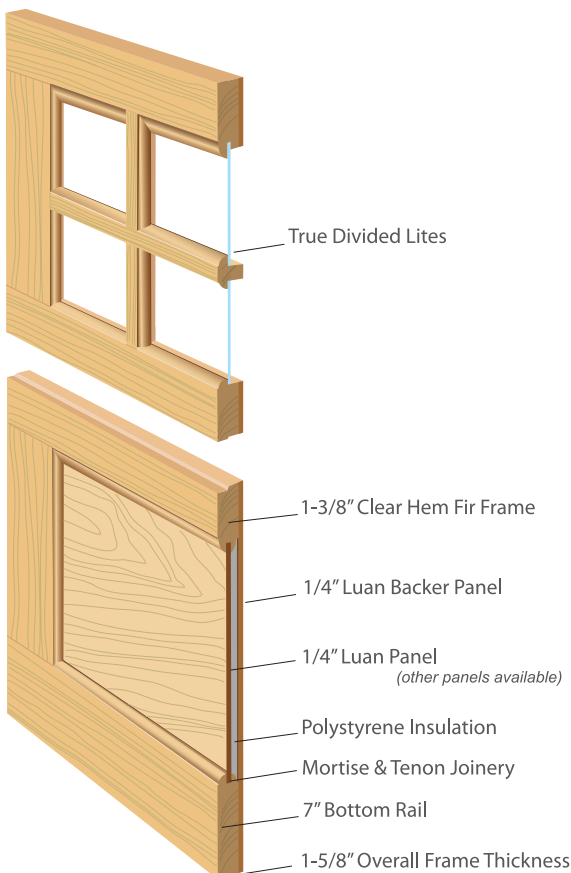
True Divided Lites

Milled window muntins surround individual panes of glass for rich, authentic detailing.

Several Panel Types

Avalon panels can be specified in a variety of sizes and styles to create striking character and style.

Avalon Construction Detail



AV-BF-8L-8FP Features bifold look, flat panels. 3 sections high.



AV-SW-16L-XB-2RP Features swing look, raised panels, cross bucks. 3 sections high. Optional Decorative Hardware: Bean Pull Handles




AVALON COLLECTION DOOR GALLERY

SWING STYLE. 16 lites shown, others available.

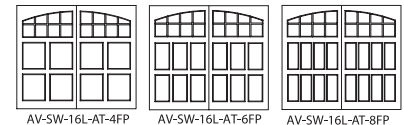
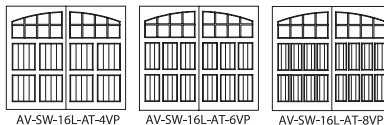
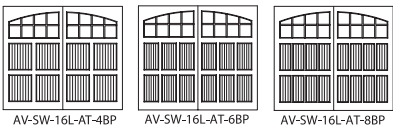
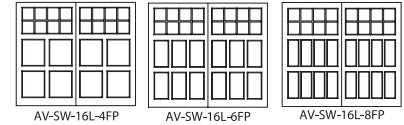
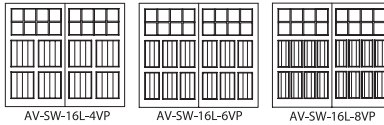
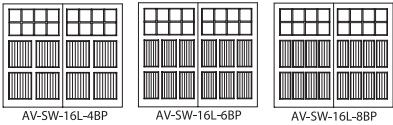
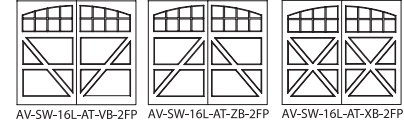
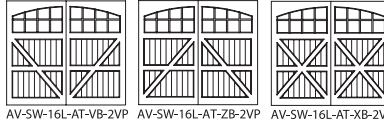
Beaded Panels



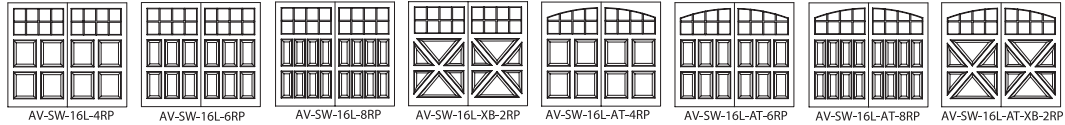
V-Groove Panels



Flat Panels



Raised Panels




TRIFOLD STYLE. 12 lites shown, others available.

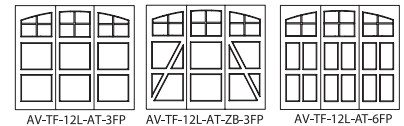

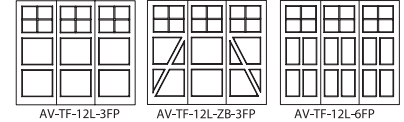
Beaded Panels



V-Groove Panels



Flat Panels

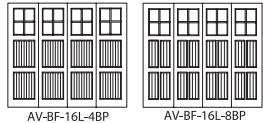


Raised Panels

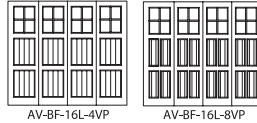


BIFOLD STYLE. 16 lites shown, others available.




Beaded Panels



V-Groove Panels



Flat Panels



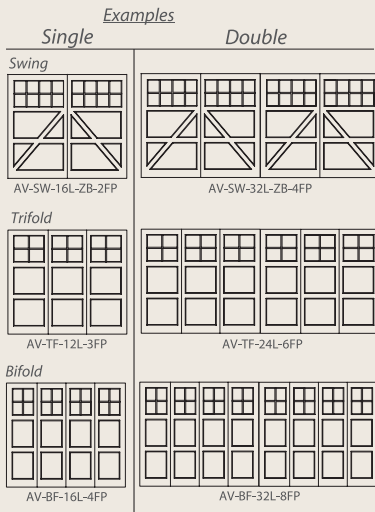
Raised Panels



- notes:
- (1) Double door models available for all styles shown on this page.
 - (2) Custom designs require sketch to Artisan.



DOOR TYPES & SIZES



Custom designs available. Send sketch to Artisan.

Single Doors (to 12 ft)

Style No. of Panels Across

Swing 2, 4, 6, 8

Trifold 3, 6

Bifold 4, 8

Double Doors (> 12 ft)

Style No. of Panels Across

Swing 4, 8, 12, 16

Trifold 6, 12

Bifold 8, 16

Door Height* No. of Sections

up to 7'6" 3

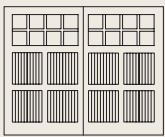
7'7" to 9'0" 4

* call factory for other heights

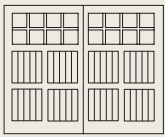
PANEL STYLES & TRIM OPTIONS

(Shown in Swing Styles)

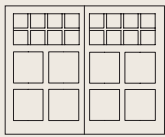
3-Sections High



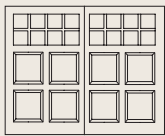
Beaded Panels: Pine Plywood



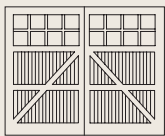
V-Groove Panels: Extrira



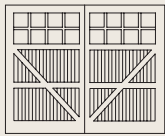
Flat Panels: Luan, MDO, Extrira




Raised Panels: Cedar, Extrira



Z-Brace*




V-Buck*

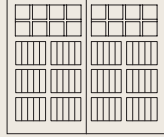


Z-Brace*


4-Sections High




Beaded Panels: Pine Plywood



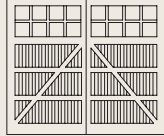
V-Groove Panels: Extrira



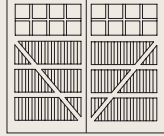
Flat Panels: Luan, MDO, Extrira




Raised Panels: Cedar, Extrira



Z-Brace*



V-Buck*



Cross Buck*

WINDOW PATTERNS

Arches and solid tops also available.

Group A Swing Styles



8 Lites Per Panel



6 Lites Per Panel



4 Lites Per Panel



3 Lites Per Panel

Group B Trifold, Bifold Styles



6 Lites Per Panel



4 Lites Per Panel



3 Lites Per Panel




2 Lites Per Panel

*Also available with other panel styles (see door design gallery)

ARTISAN DECORATIVE HARDWARE

Optional Artisan decorative hardware includes a collection of stunning strap hinges, pull handles and latches; all style-coordinated and hand-forged with a black powder coat finish. Available in two thicknesses: 1/4" and 3/16".


Strap Hinges: Straight or Arched



BEAN: 42", 36", 30", 22"




HEART: 42", 36", 30", 22"



TULIP: 42", 36", 30", 22"

Pull Handles



BEAN

HEART

TULIP

Latches



BEAN

HEART

TULIP

FACTORY PRIMING

Optional off-white latex primer is applied to all six (6) edges of the door sections.

DOOR SPECIFICATIONS & CONSTRUCTION

- Frame consists of 1 3/8" clear hemlock fir and 1/4" plywood backer, with layer of polystyrene foam, to create overall door thickness of 1 5/8". All joints feature mortise and tenon construction, and are glued and pinned together.
- Flat panels are available in 1/4" luan plywood; or optional 1/4" MDO plywood; 5/8" Extrira®, smooth or v-groove; 3/8" beaded pine plywood.
- Optional raised panels are available in 3/4" clear, edge-glued western red cedar (mixed grain, no knots), or 5/8" Extrira®.
- Glazing is double strength clear glass.
- Grid patterns use true divided lites and 1 1/4" wide window muntin bars.
- Cedar door stops are available and include a choice of white, brown, sandtone or gray vinyl weather seals.

FIELD FINISHING

Door sections must be finished on all six edges upon delivery and prior to installation. Use a high-quality latex product. Dark paint colors create excessive heat gain from ultra violet rays. For warranty to remain in effect, do not use paint colors with a light reflective value (LRV) of less than 60.

GUARANTEED FOR QUALITY

Artisan warrants each Avalon door for a period of one year against manufacturing defects.



AV-SW-12L-AT-6FP Features flat panels and arched glass sections. 4 sections high.

ARTISAN
CUSTOM DOORWORKS

www.artisandoorworks.com

975 Hemlock Road | Morgantown, Pennsylvania 19543 | 888.913.9170 | F: 610.913.6036

*Front Cover Photo: Avalon Collection AV-SW-16L-ZB-2BP. 3 sections high.
Optional Decorative Hardware: Tulip Style*